

KingStop[®] 100

PVC waterstops

DESCRIPTION

KingStop 100 are 10 mm thick waterstops extruded from virgin elastomeric polyvinyl chloride rubber, designed in precision engineered profiles to stop any possible leakage from construction, contraction and expansion joints in cast-in-place concrete elements.

The principal advantage of KingStop 100 is that they are self supporting, which enables their use without the need for tying to reinforcement steel through eyelets.

APPLICATIONS

KingStop 100 is suitable for use in construction, contraction and expansion concrete joints in the following structures:

- ☐ Water reservoirs.
- ☐ Waste water treatment plants.
- ☐ Storage tanks.
- ☐ Dams.
- ☐ Swimming pools.
- ☐ Subways, tunnels and culverts.
- ☐ Canals, pumping stations and underground chambers.

ADVANTAGES

- ☐ Has no effect on the quality of potable water.
- ☐ Self supporting waterstop.
- ☐ Hollow center bulb for expansion joints to accommodate movement.
- ☐ Prefabricated junction pieces.
- ☐ Easy to join on site.
- ☐ Resistant to wide diluted chemicals including hydrocarbons.

STANDARDS

KingStop 100 complies with BS 2571:1963 and BS 2782. U. S. Corps of Engineers CRD- C 572-74.

METHOD OF INSTALLATION

KingStop 100 profiles should be fixed in split stop-end shutter.

SITE WELDING

The key to a leak free waterstop network is correct on-site jointing. KingStop 100 is made of thermoplastic PVC, and can be easily welded using suitable heating processes, such welding knife.

TECHNICAL PROPERTIES

Colour:	Black & blue
Tensile strength: (Typically = 14 MPa)	> 13.0 MPa
Elongation at break:	> 300 %

Cut the edges to be welded in a sharp and straight line then secure the ends in a welding jig. Use the welding knife between the ends, until an even, molten bead appears.

Remove the welding knife and press the ends firmly together. Consult KINGKRETE technical departments for further details.

JUNCTION PIECES

Full range of factory made junction pieces is available, for the following:

- ☐ Flat and vertical cross.
- ☐ Flat and vertical T.
- ☐ Corner pieces.
- ☐ Flat L.

Other non-standard pieces can be made as may be required by project shop drawings.

PACKAGING

KingStop 100 is available in 12 meter rolls.

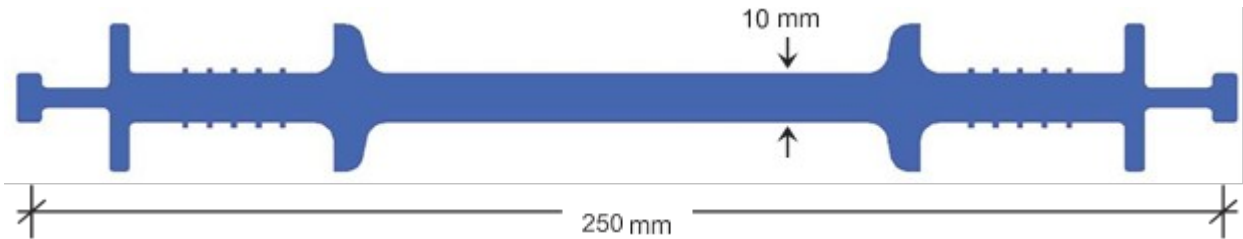
Profile code	Overall width* (mm)	Web thickness (mm)	Center bulb width (mm)	Roll length (m)
AB223	200	10	-	12
AB224	200	10	17	12
AB231	250	10	-	12
AB232	250	10	17	12
AB233	250	10	-	12
AB234	250	10	17	12
AB303	305	10	-	12
AB304	305	10	17	12

* Variation in the above numbers can reach $\pm 4\%$.

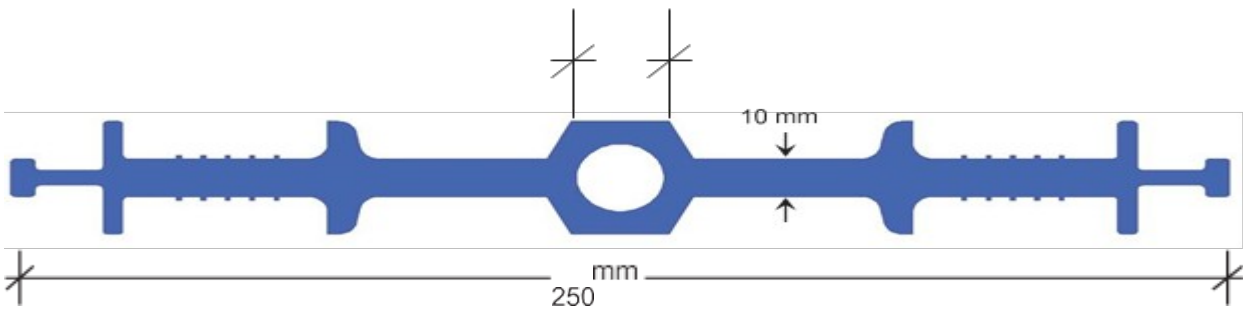
KingStop[®] 100

PROFILES AND DIMENSIONS

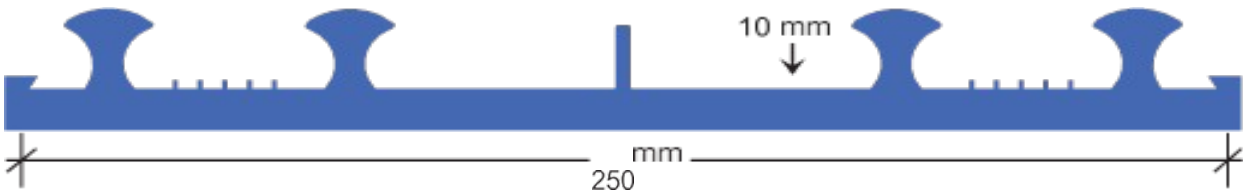
Center fix for construction joints (AB233)



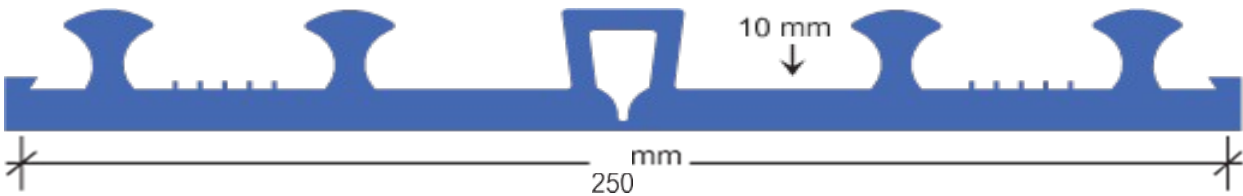
Center fix for expansion & construction joints (AB234)



External fix for construction joints (AB231)



External fix for expansion & construction joints (AB232)



STORAGE



KingStop® 100

Shelf life is 1 year when stored under cover, out of direct sunlight and protected from extremes of temperature.

Failure to comply with the recommended storage conditions may result in premature deterioration of the product or packaging. For specific storage advice consult KingKrete's Technical Services Department.

HEALTH AND SAFETY

As with all chemical products, care should be taken during use and storage to avoid contact with eyes, mouth, skin and foodstuffs. Treat splashes to eyes and skin immediately. If accidentally ingested, seek medical attention. Reseal containers after use. Use in well ventilated areas and avoid inhalation.

NOTE

Field service, where provided, does not constitute supervisory responsibility. For additional information contact your local KingKrete representative.

KingKrete Inc. reserves the right to have the true cause of any difficulty determined by accepted test methods.

QUALITY AND CARE

All products originating from KingKrete's manufacturing facilities are manufactured under a management system independently certified to conform to the requirements of the quality standard ISO 9001.

* Properties listed are based on laboratory-controlled tests.

® = Registered trademark of the KingKrete-Group in many countries.

KK-NA-03.2-SP-100-R3-2601

STATEMENT OF RESPONSIBILITY

The technical information and application advice given in this KingKrete Inc. publication are based on the present state of our best scientific and practical knowledge. As the information herein is of a general nature, no assumption can be made as to a product's suitability for a particular use or application and no warranty as to its accuracy, reliability or completeness either expressed or implied is given other than those required by law. The user is responsible for checking the suitability of products for their intended use.

NOTE

Field service where provided does not constitute supervisory responsibility. Suggestions made by KingKrete Inc. either orally or in writing may be followed, modified or rejected by the owner, engineer or contractor since they, and not KingKrete Inc. are responsible for carrying out procedures appropriate to a specific application.

KingKrete North America
www.kingkrete.com

Disclaimer: the IAS mark relates to certified management system and not to the product mentioned on this datasheet





KINGKRETE[®]
We Create Future

KingStop[®] **100**
